

Note on the standard

Note from UK 412.6 on Errors in IEC 60794-1-124 and DIN EN IEC 60794-1-124

Publication date 2026-02-02

The origin of IEC 60794-1-124 and DIN EN IEC 60794-1-124 is VDE-AR-E 2888-100-24 "Test method for evaluating the blow-in and blow-out behaviour of fibre optic cables and microducts in FTTx networks". When adapting the images in the appendix, an error crept in on the part of the IEC, which, despite all quality assurance measures, went unnoticed during the publication phase, both internationally and in Germany.

The error is not in the normative part of the standards, but only in the informative appendix. Nevertheless, questions and ambiguities arise in the application of the standard.

Figures 1 and 2 show the relevant section in Annex A. In contrast to the normative specification of a bending **diameter** of 6 m in section 11 "Test section layout", the informative Annex A of the standard incorrectly specifies **radii** of 6 m. In addition, the radius now designated "R10" has been changed to ">6 m" – in the original VDE-AR, the radius is specified as 10 m. In line with the VDE-AR, all test tracks that have already been constructed are designed with this radius (Figure 4).

The aim is to correct the radii specified in Annex A to $R3 = 3\text{ m}$ and $R10 = 10\text{ m}$.

The members of the DKE committee in IEC are working to publish a corrigendum in the near future. At national level, this will be implemented in a correction to be published. The planned result of the correction can be seen in Figure 3.

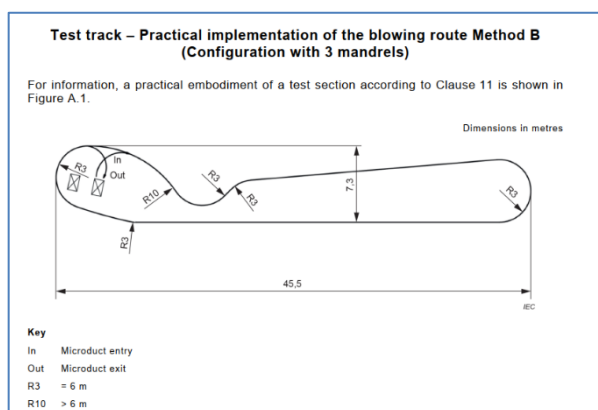


Figure 1: Annex A (IEC 60794-1-124)

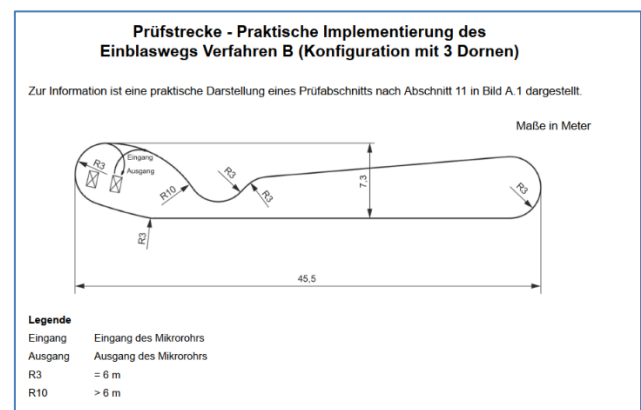


Figure 2: Annex A (DIN EN IEC 60794-1-124)

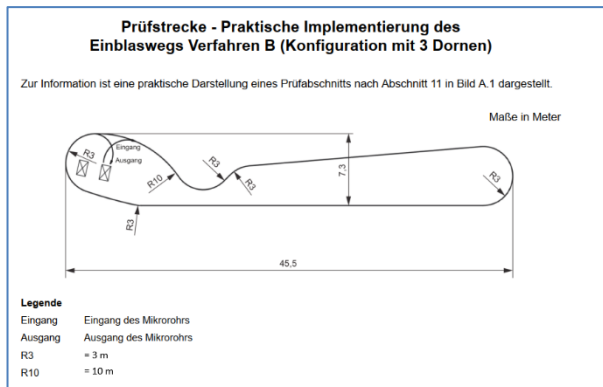


Figure 3: Annex A (DIN EN IEC 60794-1-124 new)

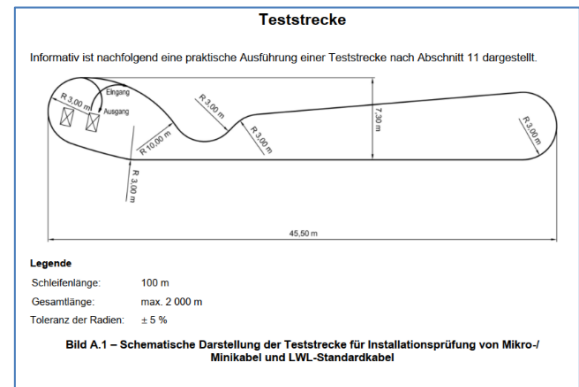


Figure 4: Annex A of the original VDE-AR